

SUBMITTAL: 1400 LIFESTART™ SERIES AED CABINET

Description: 1400 Series is designed to accommodate all Automated External Defibrillators (AED's) on the market today, with all except surface-mounted models, ADAC-Compliant. Select from steel, stainless steel or aluminum construction.

Trim Construction: #4 brushed stainless steel, clear anodized aluminum or CRS with white powder-coat finish. 1-3/4" trim on face and 1-1/4" trim on door.

Door: Formed door with 1-1/4" or 1-1/2" trim, mounted in a 5/8" door stop with zinc-plated handle and roller catch and continuous hinge. F and G styles include graphics on acrylic glazing as shown at right, other door styles include AED decal. Theft-deterrent SAF-T-LOK™ available for all door styles.

Alarm: 85 db Commander (audible) alarm standard.

Trim Style & Depth: Recessed – 3/8" flat trim, Semi-Recessed – 1-1/2" square edge or 3" rolled edge. Surface-mount has a square edge.

Tub: White powder-coated CRS except for aluminum and stainless surface-mounted models. Fire-rated available - [See Separate Submittal](#)

STEP 1: SELECT MODEL NUMBER AND QUANTITY ON CHART (refer to chart on page 2)

A. Determine Trim Style according to wall depth. B. Determine Tub I.D. according to size most suited for extinguisher and wall opening.

STEP 2: SELECT DOOR STYLE Check one box below

- | | |
|--------------------------------------------------------------------------------------------------|---------------------------------------------------------------------------------------------------|
| <input type="checkbox"/> F12 Full Acrylic Glazing; Pull & AED Graphic | <input type="checkbox"/> E17 Horizontal Dual Panel; Tempered, SAF-T-LOK™, Pull & AED Decal |
| <input type="checkbox"/> F17 Full Tempered Glazing; Pull & AED Decal | <input type="checkbox"/> S21 Solid Door; Pull & AED Decal |
| <input type="checkbox"/> G12 Full Glazing; Acrylic, SAF-T-LOK™, Pull & AED Graphics | <input type="checkbox"/> L22 Solid; SAF-T-LOK™, Pull & AED Decal |
| <input type="checkbox"/> G17 Full Glazing; Tempered, SAF-T-LOK™, Pull & AED Decal | <input type="checkbox"/> V12 Vertical Duo; Acrylic Glazing, Pull & AED Decal |
| <input type="checkbox"/> D12 Horizontal Duo Panel; Acrylic, Pull & AED Decal | <input type="checkbox"/> V17 Vertical Duo; Tempered Glass, Pull & AED Decal |
| <input type="checkbox"/> D17 Horizontal Duo Panel; Tempered, Pull & AED Decal | <input type="checkbox"/> W12 Vertical Duo; Acrylic, SAF-T-LOK™, Pull & AED Decal |
| <input type="checkbox"/> E12 Horizontal Dual Panel; Acrylic, SAF-T-LOK™, Pull & AED Decal | <input type="checkbox"/> W17 Vertical Duo; Tempered, SAF-T-LOK™, Pull & AED Decal |

Optional Features at Additional Cost:

- | | |
|---------------------------------------------------------------------------------------------------------------------------|--------------------------------------------------------------------------------------------|
| <input type="checkbox"/> (SA) Siren Strobe Alarm 85 db Alarm (3" Trim & Surface-Mount Models Only) | <input type="checkbox"/> Polished Chrome Handle (PUCH) |
| <input type="checkbox"/> (STC) Saf-T-Clasp for Visual Notification When Door has been opened | <input type="checkbox"/> AED Wall Signs ___ 14S ___ 14TX ___ 14XS (view on website) |
| <input type="checkbox"/> (14MAG) Magnetic Door Contact for Existing Alarm Systems | <input type="checkbox"/> Etched, Silkscreen or Engraved Lettering - See separate submittal |
| <input type="checkbox"/> (14RR) Roller Reed Ball Contact for Existing Alarm Systems | Optional Colors - Contact Customer Service View Colors Online |
| Optional Dark Bronze Anodized Aluminum Finish (Pulls painted to match) | Bronze or Brass Finish See separate submittal. |
| Optional Stainless Steel Finishes ___ #6 ___ #7 View Finishes Online | Custom Door Graphics - company logos, photos, etc. Contact C.S. |
| Optional Tub Color: ___ Black ___ Red | |
| Optional Tub Material ___ Stainless ___ Aluminum | |
| <input type="checkbox"/> Flush Pull Handle (PRH) | |



AED Decal 4-1/2" x 1"


PAGE 1 OF 2



1413F12SA Surface-Mounted Steel Cabinet With Optional Siren Strobe Alarm & AED Graphic

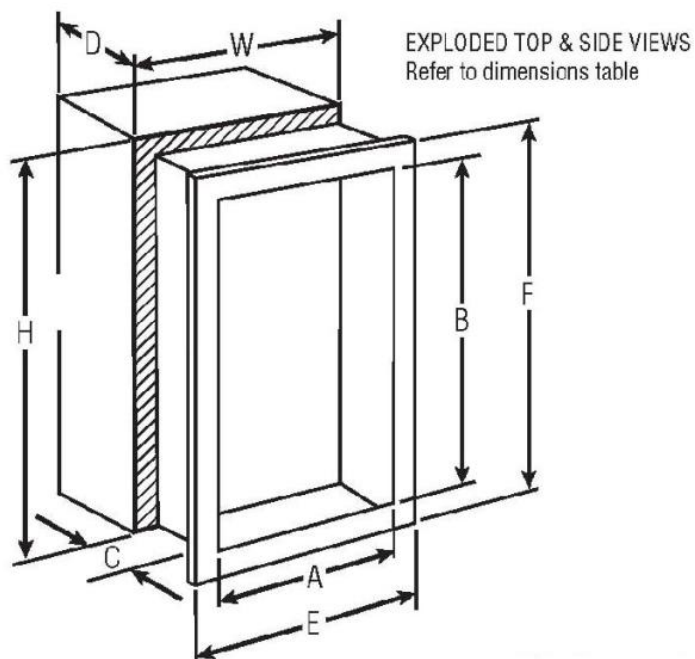


1436F12 Semi-Recessed Cabinet in Stainless Steel with 1-1/2" Square Trim & AED Graphic

 <p>LIFESTART IS A TRADEMARK OF ACTIVAR PLEASE DOWNLOAD MOST CURRENT SUBMITTAL FROM WEBSITE BEFORE ORDERING</p>	Distributor:	Quantity:
	Contractor:	Approved By:
	Model #:	Architect:
	Project:	Date: © 2019 Activar Construction Products Group, Inc.
9/5/19		

SUBMITTAL: 1400 LIFESTART™ SERIES AED CABINET

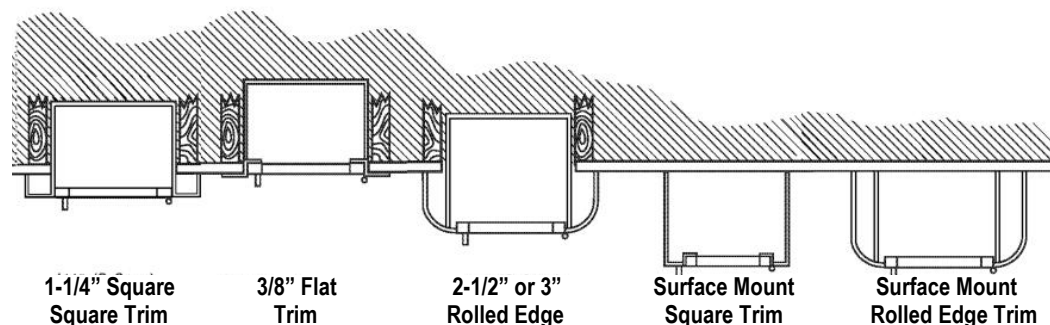
PAGE 2 OF 2



1417 3" Rolled Edge Recessed



1419SA with Custom Graphics & Optional Color



TRIM & DOOR MATERIAL & SERIES #							TUB I.D.			FRAME O.D.		WALL OPENING		
QTY	STEEL	QTY	ALUMINUM	QTY	STAINLESS STEEL	TRIM STYLE	A	B	C	E	F	W	H	D
	1415		1425		1435	3/8" Flat Trim	14"	14"	6-3/4"	17-3/8"	17-3/8"	15"	15"	6-3/4"
	1416		1426		1436	1-1/2" Square	14"	14"	6-3/4"	17-3/8"	17-3/8"	15"	15"	5-7/8"
	1417		*1427		1437	3" or 2-1/2" Rolled	14"	14"	6-3/4"	17-3/8"	17-3/8"	15"	15"	*3-3/4"
	1413 Sq Edge		1423 Sq. Edge		—	Surface Mounted	17-3/16"	17-3/16"	7"	17-3/8"	17-3/8"	—	—	—
	1419 Rolled Edge		—		1439 Rolled Edge	Surface Mounted	17-3/16"	17-3/16"	7"	17-3/8"	17-3/8"	—	—	—

* Model 1427 has 2-1/2" Trim & Requires 1-3/4" Deeper Wall Opening