

The Steel Network, Inc.

StiffClip® HS



Jamb Stud Header and Sill Connector

The Steel Network, Inc.



Material Composition


ASTM A1003 ST50H, Grade 50 (340MPa)
minimum yield strength, 65 ksi (450 Mpa)
minimum tensile strength, material
thickness = 68mil (14gauge,
0.071" design thickness)
G-90 (Z275) hot-dipped
galvanized coating.

Header/Sill Flange
Width (+1/8")


StiffClip HS Allowable Loads

StiffClip® HS Recommended Allowable Load (lbs): F2 & F3							
Header or Jamb		F2 Allowable Loads			F3 Allowable Loads		
		HS362	HS600	HS800	HS362	HS600	HS800
Lesser Thickness Mils (ga)	Yield Strength (ksi)	w/4 #12 screws	w/6 #12 screws	w/6 #12 screws	w/4 #12 screws	w/6 #12 screws	w/6 #12 screws
33 (20)	33	304	561	666	744	1,110	1,130
33 (20)	50	438	810	962	828	1,194	1,488
43 (18)	33	416	779	936	801	1,167	1,461
43 (18)	50	602	1,125	1,353	912	1,278	1,572
54 (16)	33	544	1,028	1,250	865	1,231	1,525
54 (16)	50	786	1,485	1,806	1,003	1,369	1,663
68 (14)	50	1,029	1,964	2,413	1,120	1,486	1,780
97 (12)	50	1,319	2,450	2,927	1,362	1,728	2,022

Load Direction



Notes:

- Listed number of screws is for the attachment of clip to jamb. Use minimum (4) #12 screws for the attachment of clip to header or sill
- Up to 1/4" gap is allowed between the jamb and the end of the header/sill member
- Allowable loads apply to 250, 300 and 350 flange sizes
- Allowable loads have not been increased for wind, seismic, or other factors

Nomenclature

StiffClip HS is available for attachment to 3 1/2", 6", or 8" jambs, and for use with JamStuds with 2 1/2", 3" or 3 1/2" flanges. To specify, multiply jamb width and header flange width by 100.

Example: 6" jamb and a header flange width of 2 1/2"

Designate: StiffClip® HS600-250


Example Details



StiffClip® HS used with Header



StiffClip® HS used with Sill



StiffClip HS Series
Blast and Seismic Design data
www.steelnetwork.com

** For more information or to review a copy of this report, please visit our website at <http://www.steelnetwork.com/Site/TechnicalData>