

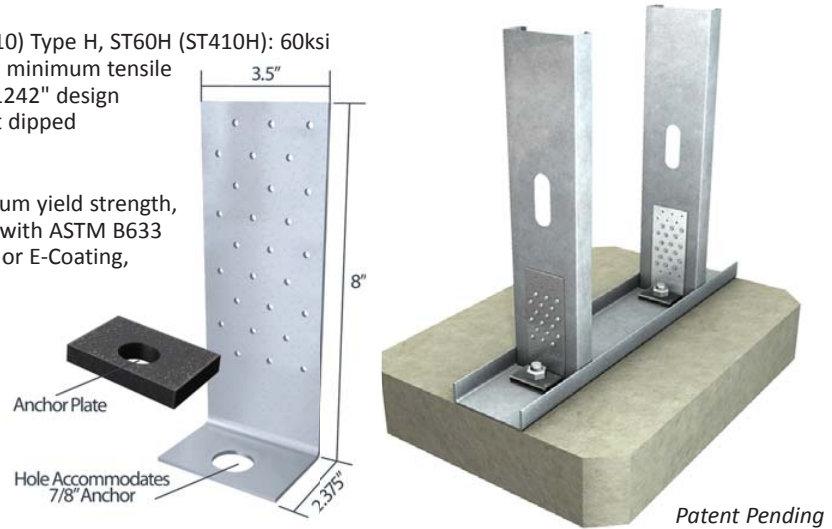
# StiffClip® TD

Uplift Connector

## Material Composition

**Clip:** ASTM A1003/A1003M Structural Grade 60 (410) Type H, ST60H (ST410H): 60ksi (410MPa) minimum yield strength, 70ksi (480MPa) minimum tensile strength, 118mil minimum thickness (10 gauge, 0.1242" design thickness) with ASTM A653/A653M G90 (Z275) hot dipped galvanized coating.

**TD Plate:** ASTM A36/A36M: 36ksi (250MPa) minimum yield strength, 58-80ksi (400-550MPa) minimum tensile strength, with ASTM B633 Type II Yellow Zinc Coating, Paint, Powder Coating, or E-Coating, or approved equivalent.



Patent Pending

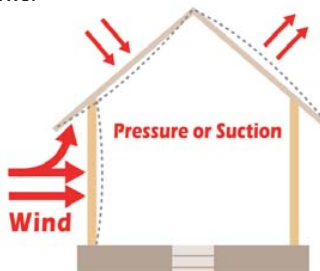
## StiffClip TD Allowable Loads

StiffClip® TD, Recommended Allowable Load for Steel Framing (lbs): F3				
Stud		w/12 #12 Screws	w/18 #12 Screws	w/27 #12 Screws
Thickness Mils (ga)	Yield Strength (ksi)			
33 (20)	33	2,261	3,391	5,087
33 (20)	50	3,266	4,900	7,349
43 (18)	33	3,365	5,047	7,571
43 (18)	50	4,861	7,292	10,718
54 (16)	33	4,732	7,097	10,646
54 (16)	50	6,834	10,251	10,718
68 (14)	50	9,662	10,718	10,718
97 (12)	50	10,188	10,718	10,718
Maximum Allowable Clip Load		10,718		

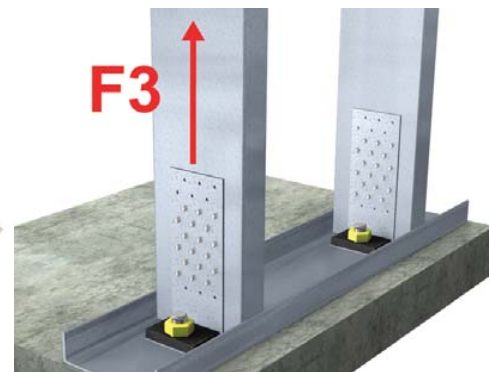
StiffClip® TD, Recommended Allowable Load for Wood Framing (lbs): F3						
Fastener Type	Douglas Fir / Southern Pine			Spruce Pine-Fir / Hem-Fir		
	Quantity of Fasteners			Quantity of Fasteners		
	12	18	27	12	18	27
10d	2,846	4,268	6,403	2,465	3,698	5,547
16d	3,279	4,919	7,378	2,838	4,257	6,386
#12 Wood Screw	3,451	5,177	7,766	3,046	4,569	6,854
Maximum Allowable Clip Load	10,718			10,718		

## Notes:

- Fasten within 1.25" from the angle heel using the existing anchor hole.
- Guide holes are in place for fastener installation efficiency. The number of fasteners are determined by the designer.
- Attachment to stud is made with up to 27 #12 screws. symmetrically placed.
- StiffClip TD resists vertical uplift loads.
- Allowable loads for steel framing have not been increased for wind, seismic, or other factors.
- Allowable shear for nails is increased 60% for wind and seismic loads in wood framing.
- For wood, moisture content > 19%. Consult The Steel Network, Inc. for reductions to values.



## Load Direction



072015

## Nomenclature

StiffClip TD is available in one size and utilizes a 0.75" plate on top of the 2.375" leg

**Designate:** StiffClip® TD

## Example Details

**Steel Stud Tie Down**



**Wood Stud Tie Down**



**X-Brace Shear Wall Column Anchor (Steel Framing)**



**Shear Wall Column Anchor (Wood Framing)**




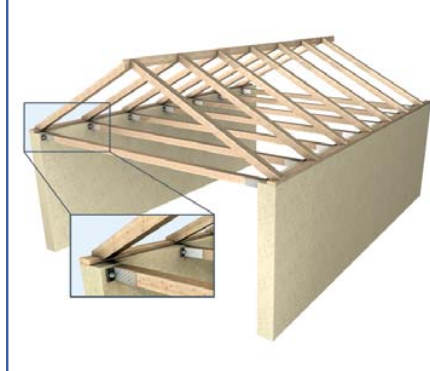
**Medical Equipment Anchor**



**Joist/Truss Top Chord Anchor**



**Tension Tie Anchor**



StiffClip TD Series  
Blast and Seismic Design data