

## SUBMITTAL: CROWNLINE™ VALVE & HOSE CABINETS - TRIMLESS FIRE-FX™ STAINLESS STEEL

Crownline Cabinets Provide A Wide Selection of Door Styles, Glazing and Sizes. These Durable Cabinets are Designed to Industry Standards for Fire Department Valves, Fire Hose Rack Units and Extinguishers. The Trimless Model is Designed to be Installed Under the Drywall, for a Flush Finished Surface.

**Door:** #4 Brushed finish stainless steel. These flush cabinet doors are attached by a continuous hinge and are equipped with zinc-plated handle and roller catch for all non-locking doors. Doors with glazing have 1-1/4" wide trim. Theft-deterrent SAF-T-LOK™ also available.

**Flange Style & Depth:** Trimless Recessed for 5/8" depth drywall or 3/4" depth plaster. First layer of drywall is to be installed before cabinet, second layer over flange after cabinet is installed.

**Tub:** The tub is constructed of cold rolled steel with white powder-coat finish standard. Tub forms a flange which is installed before drywall or plaster material. Fire-resistant material is attached to the exterior of the tub.

**Knockouts:** Knockouts are not provided on Fire-Rated Cabinets. Instructions for Knockouts in the field are provided, and must be strictly adhered to, to maintain fire rating.

**Fire Rating:** Fire-FX2™ cabinets are UL listed and labeled as an approved membrane penetration firestop system for up to 2 hours in accordance with UL 1479 (ASTM-E814) and CAN/ULC-S115, when properly installed in a wall assembly according to installation instructions.

**ADA Cabinet Mounting Height:** Standard Pull on G, E, W, L22, A and B Door Styles with Saf-T-Lok are 3 5/8" Higher than Door Center, so Allow for that When Mounting Cabinet. Standard Pull with No Lock or ADA Recessed Pull are Centered on Door.

### STEP 1: SELECT MODEL NUMBER, TRIM & QUANTITY (Refer to Chart on Page 2)

#### STEP 2: SELECT DOOR STYLE

(Check one box below)

- ☐ **F** Full Glazing  
☐ **G** Full Glazing with SAF-T-LOK  
☐ **D** Horizontal Duo Panel  
☐ **E** Horizontal Duo Panel with SAF-T-LOK  
☐ **A** Center Duo Panel with SAF-T-LOK  
☐ **S21** Solid Door

- ☐ **L22** Solid with SAF-T-LOK  
☐ **V** Vertical Duo  
☐ **W** Vertical Duo with SAF-T-LOK  
☐ **B10** Solid with View Window & SAF-T-LOK  
☐ **L24** Solid with Cylinder Lock & No Handle

#### STEP 3: SELECT DOOR GLAZING

(Check one box below)

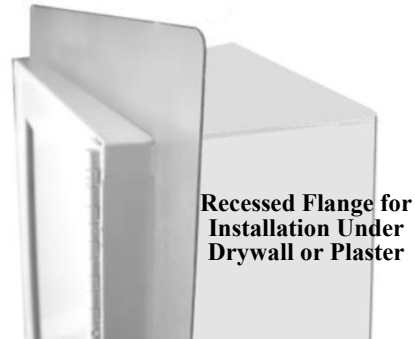
- ☐ **10** Clear Acrylic  
☐ **13** Clear Wire Glass with Safety Film  
☐ **15** Bronze Acrylic

- ☐ **16** Gray Acrylic  
☐ **17** Clear Tempered Glass  
☐ **18** Laminated Safety Glass

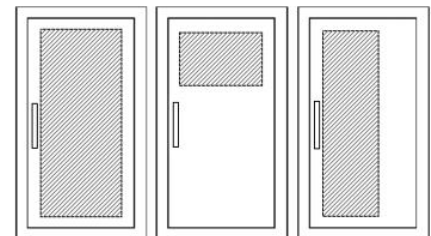
#### STEP 4: OPTIONAL FEATURES AT ADDITIONAL COST:

- ☐ #6 Matte Finish Stainless Steel  
☐ #7 Polished Stainless Steel  
☐ #8 Mirror Finish Stainless Steel  
☐ #4 Finish Stainless Tub  
☐ Optional Tub Color: \_\_\_ Black \_\_\_ Red  
☐ **CA** Commander Alarm  
☐ **BA** Brigadier Alarm  
☐ Futura "Fire" Handle \_\_\_ Mill \_\_\_ Red \_\_\_ White  
☐ **PRH** Recessed Pull Handle  
☐ Shelf for 8000 Series—12" from Top

- ☐ **PUCH** Polished Chrome Pull  
☐ **FDVO** Decal Fire Department Valve Octagonal 6 x 6"  
☐ **1403** Decal Fire Hose Black/Red Horiz. Letters 4 x 9  
☐ **LDCHRFDV-R** Diecut Fire Dept. Valve Horiz. 10-1/4 x 4-3/8  
☐ **LDCVRFDV** Diecut Fire Dept Valve Vert. 3/4" x 21 1/2"  
☐ **LDCVRFDV-R** Diecut Fire Dept Valve Vert. Rever. 3/4" x 21 1/2"  
☐ **LDCHRFDV** Diecut Fire Department Valve Ascend. 1" x 17"  
☐ **LDCVRFSCV-R** Diecut Fire Sprinkler Cont. Valve Vert 3/4" x 18"  
☐ Fire Hose Racks - See separate submittal



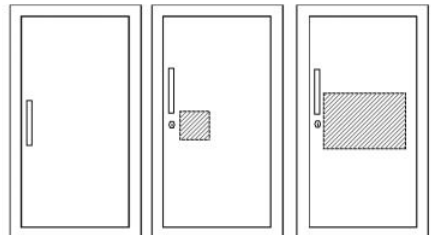
Recessed Flange for Installation Under Drywall or Plaster



F - Full glass with pull  
G - Full glass with pull handle and Saf-T-Lok (Not Shown)

D - Horizontal duo panel with pull  
E - Horizontal duo panel with pull and Saf-T-Lok (Not Shown)

V - Vertical duo panel with pull  
W - Vertical duo panel with pull and Saf-T-Lok (Not Shown)



S21 - Solid with pull  
L22 - Solid with pull and Saf-T-Lok  
L24 - Solid with cylinder key lock/no pull (L22,24 not shown)

B10 - Acrylic view window with pull, and Saf-T-Lok

A - Center duo panel with pull and Saf-T-Lok

- ☐ Black Vertical FE Letters **LDCVBFE**  
☐ Red Vertical FE Letters **LDCVRFE**  
☐ White Vertical FE Letters **LDCVWFE**  
☐ Black Horizontal FE Letters **LDCHBFE**  
☐ Red Horizontal FE Letters **LDCHRFE**  
☐ White Horizontal FE Letters **LDCHWFE**  
☐ Lettering: Etched on Glass, Engraving on Metal, Silkscreen; Not Available for #7 or #8 Finish on Doors. Check Box and Attach Separate Submittal to Order.

It is the responsibility of the customer to communicate specifications and product performance requirements that are needed for their application. This document is intended to convey potential product configurations and offerings. It is not to be used to imply or represent a specification or rating, of finished products shipped. Detailed, specific submittals can be created upon request. It is the responsibility of the customer to specify product accordingly to comply with local laws, codes, and ordinances.



JL INDUSTRIES

Distributor:

Project:

Contractor:

Approved By:

Date:

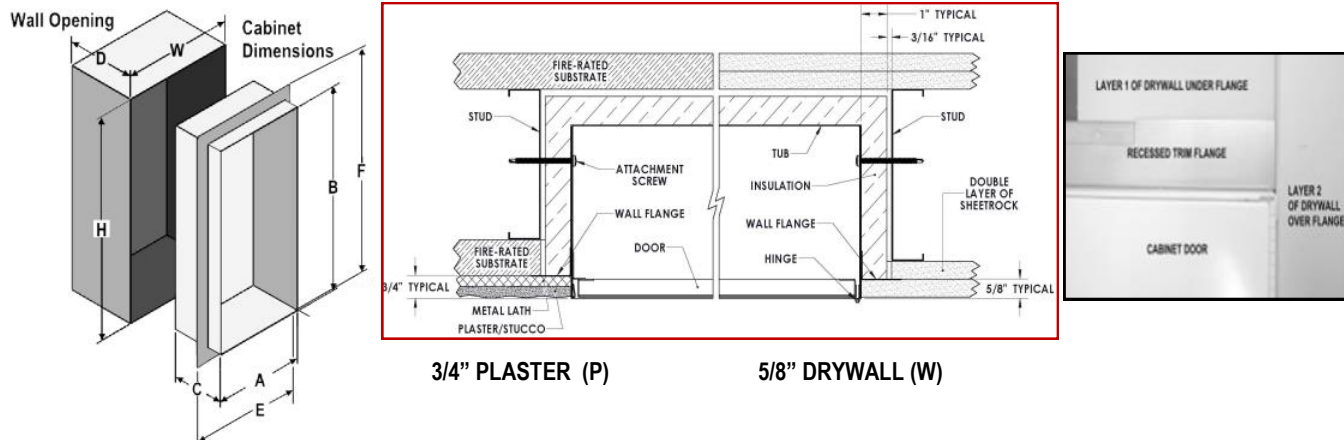
Quantity:

Architect:

Scale: N/A

Pages: 1 of 2

Item #

**SUBMITTAL: CROWLINE™ VALVE & HOSE CABINETS - TRIMLESS FIRE-FX™ STAINLESS STEEL PG 2 OF 2**


MODEL		TUB I.D. W x H x D in Inches			FRAME O.D.		RECESSED WALL OPENING			RECOMMENDED HOSE RACK, VALVES & EXTINGUISHERS
QTY	#	A Width	B Height	C Depth	E Width	F Height	Width	Height	Depth	
TRIMLESS FX2 CABINET WITH RECESSED FLANGE FOR INSTALLATION OF 5/8" DRYWALL OVER FLANGE Example of Part # 6134WF10FX2										
	6034W __ FX2	24	30	6	27 1/8	33 1/8	26 5/16	32 5/16	6 11/16	HOSE RACK: 1- 1/2" x 1-1/2" Hose Rack Unit with 50 or 75' Hose (HRA:050B, 050CH, 075B, 075CH) & Cosmic 2½ or Galaxy 2½- 5 lb Extinguisher
	6234W __ FX2	24	34-3/4	6	27 1/8	37 7/8	26 5/16	37 1/16	6 11/16	HOSE RACK: 1- 1/2" x 1-1/2" Hose Rack Unit - 100' Hose (HRA 100B, HRA100CH ) & Cosmic 2½ or Galaxy 2½- 5 lb Extinguisher
	6134W __ FX2	24	30	8	27 1/8	33 1/8	26 5/16	32 5/16	8 11/16	HOSE RACK: 2-1/2" x 1-1/2" Hose Rack Unit 50 or 75' Hose (HRA050B-2.5, HRA075B-2.5)
	6434W __ FX2	24	34 3/4	8	27 1/8	37 7/8	26 5/16	37 1/16	8 11/16	HOSE RACK: 2-1/2" x 1-1/2" Hose Rack Unit 100' Hose (HRA100B-2.5)
	6634W __ FX2	24	38 3/4	8	27 1/8	41 7/8	26 5/16	41 1/16	8 11/16	HOSE RACK: 2-1/2" x 1-1/2" Hose Rack Unit 125' Hose (HRA125B-2.5)
	6334W __ FX2	30	30	8	33 1/8	33 1/8	32 5/16	32 5/16	8 11/16	HOSE RACK & FD VALVE OR EXTINGUISHER: 1-1/2" OR 2-1/2" Valve; 50' or 75' Hose Rack Unit Plus FD Valve or Cosmic or Galaxy Fire Extinguisher
	6534W __ FX2	32 3/4	34 3/4	8	35 7/8	37 7/8	35 1/16	37 1/16	8 11/16	HOSE RACK & FD VALVE OR EXTINGUISHER:1-1/2" OR 2-1/2" Valve, 100' Hose Rack Unit Plus FD Valve or Cosmic or Galaxy Fire Extinguisher
	7234W __ FX2	32 3/4	38 3/4	8	35 7/8	41 7/8	35 1/16	41 1/16	8 11/16	HOSE RACK & FD VALVE OR EXTINGUISHER: 1-1/2" OR 2-1/2" Valve,125' Hose Rack Unit Plus FD Valve or Cosmic or Galaxy Fire Extinguisher
	8534W __FX2	18	18	8	21 1/8	21 1/8	20 5/16	20 5/16	8 11/16	FIRE DEPARTMENT VALVE: 1-1/2" or 2-1/2" Fire Department Valve with Cap and Chain
	8434W __ FX2	18	18	10	21 1/8	21 1/8	20 5/16	20 5/16	10 11/16	
	8734W __ FX2	26	26	8	29 1/8	29 1/8	28 5/16	28 5/16	8 11/16	
	8634W __ FX2	26	26	10	29 1/8	29 1/8	28 5/16	28 5/16	10 11/16	DUAL SIDE BY SIDE FD VALVES & EXTINGUISHER OR 2 FD VALVES: 1-1/2" or 2-1/2" with Cap and Chain Plus Extinguisher - Cosmic & Galaxy 2-1/2 to 10
	8034W __ FX2	16	40	9	19 1/8	43 1/8	18 5/16	42 5/16	9 11/16	DUAL EXTINGUISHER & FD VALVE CABINET: Cosmic or Galaxy Fire Extinguisher
TRIMLESS CABINET WITH RECESSED FLANGE FOR INSTALLATION OF 3/4" PLASTER OVER FLANGE Example of Part # 6034PF10FX2										
	6034P __FX2	24	30	6	27 1/8	33 1/8	26 5/16	32 5/16	6 9/16	HOSE RACK: 1- 1/2" x 1-1/2" Hose Rack Unit with 50 or 75' Hose (HRA:050B, 050CH, 075B, 075CH) & Cosmic 2½ or Galaxy 2½- 5 lb Extinguisher
	6234P __FX2	24	34-3/4	6	27 1/8	37 7/8	26 5/16	37 1/16	6 9/16	HOSE RACK: 1- 1/2" x 1-1/2" Hose Rack Unit - 100' Hose (HRA 100B, HRA100CH ) & Cosmic 2½ or Galaxy 2½- 5 lb Extinguisher
	6134P __FX2	24	30	8	27 1/8	33 1/8	26 5/16	32 5/16	8 9/16	HOSE RACK: 2-1/2" x 1-1/2" Hose Rack Unit 50 or 75' Hose (HRA050B-2.5, HRA075B-2.5)
	6434P __FX2	24	34 3/4	8	27 1/8	37 7/8	26 5/16	37 1/16	8 9/16	HOSE RACK: 2-1/2" x 1-1/2" Hose Rack Unit 100' Hose (HRA100B-2.5)
	6634P __FX2	24	38 3/4	8	27 1/8	41 7/8	26 5/16	41 1/16	8 9/16	HOSE RACK: 2-1/2" x 1-1/2" Hose Rack Unit 125' Hose (HRA125B-2.5)
	6334P __FX2	30	30	8	33 1/8	33 1/8	32 5/16	32 5/16	8 9/16	HOSE RACK & FD VALVE OR EXTINGUISHER: 1-1/2" OR 2-1/2" Valve; 50' or 75' Hose Rack Unit Plus FD Valve or Cosmic or Galaxy Fire Extinguisher
	6534P __FX2	32 3/4	34 3/4	8	35 7/8	37 7/8	35 1/16	37 1/16	8 9/16	HOSE RACK & FD VALVE OR EXTINGUISHER:1-1/2" OR 2-1/2" Valve, 100' Hose Rack Unit Plus FD Valve or Cosmic or Galaxy Fire Extinguisher
	7234P __FX2	32 3/4	38 3/4	8	35 7/8	41 7/8	35 1/16	41 1/16	8 9/16	FIRE DEPARTMENT VALVE: 1-1/2" or 2-1/2" Fire Department Valve with Cap and Chain
	8534P __FX2	18	18	8	21 1/8	21 1/8	20 5/16	20 5/16	8 9/16	
	8434P __FX2	18	18	10	21 1/8	21 1/8	20 5/16	20 5/16	10 9/16	
	8734P __FX2	26	26	8	29 1/8	29 1/8	28 5/16	28 5/16	8 9/16	DUAL SIDE BY SIDE FD VALVES & EXTINGUISHER OR 2 FD VALVES: 1-1/2" or 2-1/2" with Cap and Chain Plus Extinguisher - Cosmic & Galaxy 2-1/2 to 10
	8634P __FX2	26	26	10	29 1/8	29 1/8	28 5/16	28 5/16	10 9/16	
	8034P __FX2	16	40	9	19 1/8	43 1/8	18 5/16	42 5/16	9 9/16	DUAL EXTINGUISHER & FD VALVE CABINET: Cosmic or Galaxy Fire Extinguisher