



SUBMITTAL: SECURITY/DETENTION FIRE EXTINGUISHER, VALVE AND HOSE CABINETS

JL security and detention cabinets for fire extinguishers, fire hoses or fire department valves are constructed to meet maximum security requirements in areas where fire protection is required. All recessed models have heavy-duty masonry anchors welded to the frame.

Door & Trim: 12 gauge (0.27 cm) steel with white powder coat finish or 14 gauge #4 satin finish stainless door. Flush cabinet doors are mounted in a 5/8" door stop and attached by a heavy-duty continuous hinge.

Trim Style & Depth: 1" wide trim on frame. *Recessed* with flat trim, *Semi-recessed* with 2-1/2" deep profile square trim or *Surface-mount* model with square edge.

Tub: Tubs are the same material and finish as the frame Heavy duty masonry anchors provided on recessed & semi recessed models. Knockouts provided on recessed models.

Locks: See steps 2-4 for options.

Fire-Rated: This cabinet is available as fire-rated. See the Security FX Cabinet Submittal.

STEP 1: Select Door & Trim Materials From Chart on Page 2

STEP 2: Select Lock Prep

- (MCP) Mortise Cylinder Cam Prep
- (MDP) Mortise Deadbolt Prep
- (DDP) Detention Deadlock Prep
- (DSP) Detention Slam Lock Prep
- (DDI) Detention Deadlock Mogul prep
- Other Lock Prep and/or Installation - Check here and enter details in Step 4

STEP 3: Installation - Select Lock Provided by JL (additional cost)

- (MCP-02) Mortise Cylinder Cam Lock 06431 Installed
- (MDP-03) Mortise Deadbolt 06441 Cylinder Lock Installed
- (MDP-07) Mortise Deadbolt 1E74 Cylinder Lock Installed
- (DDP-5010) Detention Deadlock 5010 Installed
- (DDP-5010SF) Detention Deadlock 5010SF Installed
- (DSP-5017) Detention Slam Lock 5017 Installed
- (DDI-5010M) Detention Deadbolt with Mogul Cylinder 5010M Installed

STEP 4: Provide Information on Lock Provided By Others

Lock Manufacturer & Model: _____

Lock Prep Only Lock Installed by JL




**SSFC-31 with Optional Detention
Deadbolt DDI5010M Installed**



**SFC11 with Optional Detention
Deadbolt DDI5010M Installed**

STEP 5: Select Other Options at Additional Cost

- Other color powder coat finish for steel cabinets. _____ Color from page 2.
- Die cut or decal lettering - check here and attach separate submittal.
- Stainless Steel Heavy Gauge - 12 gauge stainless tub, trim and door with # 4 satin finish.

 JL INDUSTRIES	Distributor:	Quantity:
	Contractor:	Approved By:
	Model #:	Architect:
	Project:	Date: © Activar Construction Products Inc 2022
9/29/2022		

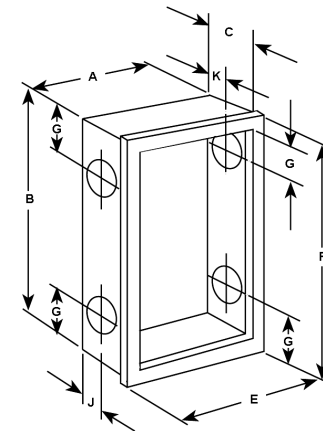


SUBMITTAL: SECURITY/DETENTION FIRE EXTINGUISHER, VALVE AND HOSE CABINETS

QTY	TRIM & DOOR MATERIAL & SERIES			TUB I.D. W x H x D in Inches			FRAME O.D. W x H in Inches		WALL OPENING			KNOCKOUT LOCATIONS		APPROX SHIP WT	RECOMMENDED HOSE, RACK & EXTINGUISHER	
	STEEL	QTY	STAINLESS	TRIM STYLE	A	B	C	E	F	Width	Height	Depth	J	G		LBS
SECURITY FIRE EXTINGUISHER CABINETS (SFC)																
	SFC-11		SSFC-31	Flat Trim	10-1/2	24	7	12-1/2	26	11-1/2	25	7/1/2	--	--	25	Cosmic & Galaxy 2.5-10, Mercury 2.5-5, Sentinel 5
	SFC-12		SSFC-32	2-1/2" Square Trim	10-1/2	24	7	12-1/2	26	11-1/2	25	5	--	--	26	
	SFC-13		SSFC-33	Surface Mount Sq.	13	26-1/2	8	13	26-1/2	--	--	--	--	--	26	
	SFC-15		SSFC-35	Flat Trim	12	27	8-1/2	14	29	13	28	9	--	--	33	Any Cosmic, Galaxy, Mercury, Saturn 15, Sentinel 5
	SFC-16		SSFC-36	2-1/2" Square Trim	12	27	8-1/2	14	29	13	28	6-1/2	--	--	34	
	SFC-17		SSFC-37	Surface Mount Sq.	14-1/2	29-1/2	10	14-1/2	29-1/2	--	--	--	--	--	34	
SECURITY VALVE CABINETS (SVC)																
	SVC-11		SSVC-31	Flat Trim	18	18	8-1/2	20	20	19	19	9	5	5	32	1-1/2" or 2-1/2" Fire Department Valve
	SVC-12		SSVC-32	2-1/2" Square Trim	18	18	8-1/2	20	20	19	19	6-1/2	4-1/4	4-1/4	33	
	SVC-13		SSVC-33	Surface Mount Sq.	20-1/2	20-1/2	10	20-1/2	20-1/2	--	--	--	--	--	33	
SECURITY HOSE CABINETS (SHC)																
	SHC-11		SSHC-31	Flat Trim	32-3/4	34-3/4	8	34-3/4	36-3/4	33-3/4	35-3/4	8-1/2	4	4	88	1-1/2" or 2-1/2" Hose Rack, & Extinguisher, or F. D. Valve & Extinguisher*
	SHC-12		SSHC-32	2-1/2" Square Trim	32-3/4	34-3/4	8	34-3/4	36-3/4	33-3/4	35-3/4	6	4	4	95	
	SHC-13		SSHC-33	Surface Mount Sq.	36-3/4	38-3/4	8	36-3/4	38-3/4	--	--	--	--	--	104	



SVC-13 With Optional Color



All Model Number Shown in **Blue Text** meet the 4" ADA projection requirement.

Standard Color is White, Optional Colors at Additional Cost



Optional Colors at Additional Cost - Samples Available			
Gray	Red	Black/Flat Black	Silver
Sand	AMS Beige	SC Flat Beige	Bronze



SECURITY LOCK OPTIONS - PREP

Mortise Cylinder Cam Lock Prep (MCP) ►

The door is prepped for a mortise cylinder and cam to be provided, and installed by others. The prep plate is factory welded, and painted as an integral part of the door. Prep is for a mortise cylinder that is 1-1/8" (2.9 cm) in diameter and the recommended cylinder length is 1-1/4" (3.2 cm). A longer cylinder can be adapted to it by using a rose spacer. The cam must be 7/16" (1.91 cm) long, as measured from the edge of the cylinder to the tip of the cam. Brass retaining ring #0646 for locks is not included. Verify if locks provided by others are equipped with them and order if necessary. Lock is not included. JL can provide lock models 06431 or 1E74 installed, at additional cost. See page 4.



◀ Mortise Deadbolt Prep (MDP)

This option includes a lock mechanism which is prepped for a mortise cylinder and cam to be provided and installed by others. The prep includes a 2-1/2" x 3-1/2" x 1-3/4" case welded and painted as an integral part of the door, with installed Lori assembly with 1" x 5/8" throw. Prep is for a mortise cylinder that is 1-1/8" (2.9 cm) in diameter and the recommended cylinder length is 1-1/4" (3.2 cm). A longer cylinder can be adapted to it by using a rose spacer. The cam must be an Adams Rite cam.. Lock and mounting screws are not included. JL can provide lock models 06441 or 1E74 installed at additional cost. See page 4.

Detention Deadlock Prep (DDP) ►

The door will be prepped for a right-handed, heavy-duty lock to be provided and installed by others. The prep plate is factory welded, primed & painted as an integral part of the door. Lock and mounting bolts are not included - please specify the manufacturer and model number of the lock to ensure compatibility.




◀ Detention Slam Lock Prep (DSP)

This option includes a door which is prepped for a detention slam latch to be provided and installed by others. The prep plate is factory welded, primed & painted as an integral part of the door. Please specify the manufacturer and model number of the lock to ensure compatibility.

Lock and mounting bolts are not included. JL can provide lock model 5017 installed, at additional cost. See page 4.

Detention Mogul Deadlock Prep (DDI) ►

The door will be prepped for an Airteq 5010M Mogul Cylinder lock to be provided and installed by others. The prep plate is factory welded, primed & painted as an integral part of the door. Lock and mounting bolts are not included - please specify the manufacturer and model number of the lock to ensure compatibility. JL can provide lock model 5010M installed, at additional cost. See page 4



JL INDUSTRIES

SECURITY LOCK PREP AND INSTALLED LOCK OPTIONS FOR
SFC, SVC AND SHC SECURITY/DETENTION FIRE EXTINGUISHER CABINET
Custom or Customer-supplied Locks and Prep - Contact Sales Rep or Customer Service

HEADQUARTERS :9702 NEWTON AV S, BLOOMINGTON, MN 55431 PH: 800-554-6077 EMAIL: SALES@ACTIVARCPG.COM WWW.ACTIVARCPG.COM
MANUFACTURING: BLOOMINGTON MN & COMMERCE, CA © ACTIVAR CONSTRUCTION PRODUCTS GROUP, INC. 2022
ACPG WAREHOUSES: SEE WEBSITE FOR LOCATIONS 929/2022





SECURITY LOCK OPTIONS - LOCK INSTALLED AT ADDITIONAL COST





◀ Mortise Cylinder Cam Lock Installed (MCP-02)

The model 06431 cylinder lock with 2 Yale Standard keys has a heavy-duty 7/16" cam machined from solid brass bar stock, and is installed at the factory. The prep plate is factory welded, and painted as an integral part of the door.

The mortise cylinder is 1-1/8" (2.9 cm) in diameter and the cylinder length is 1-1/4" (3.2 cm).

Mortise Deadbolt Installed (MDP-03 or MDP-07) ▶

Mortise deadbolt installed at the factory includes a case welded and painted as an integral part of the door with installed Lori assembly with 1" x 5/8" throw. Select from lock models 06441 (MDP-03) in satin chrome with Adams Rite cam and keys - drilled 6 pin, keyed 5 pin, or 1E74 (MDP-07) with blank construction core to be keyed on site. Both locks are machined from solid brass bar stock. The mortise cylinder is 1-1/8" (2.9 cm) in diameter and the cylinder length is 1-1/4" (3.2 cm). Security torx bolts secure the lock to the door. Order the operational key and the control key for the 1E74 Construction core separately.



◀ Detention Deadbolt Installed with Security Lock (DDP-5010 or DDP-5010SF)

Right-handed, factory-installed deadbolt with factory welded prep plate, primed & painted as an integral part of the door. DDP- 5010 has a medium security deadbolt installed at the factory. This lock has a 1-1/2" x 3/4" bolt with a 5/8" throw, with a hot rolled steel deadbolt and a single piece, bronze alloy, paracentric key cylinder with 5 tumblers, and is keyed one side. The case is high strength alloy steel. DDP-5010SF is the maximum security Southern Folger Series 10 deadlock installed at the factory. This lock has a 1-1/2" x 3/4" bolt with a 5/8" throw, with a one piece bronze alloy paracentric key cylinder with 5 tumblers and is keyed one side. The case is ductile iron with 1/4" steel cover. Please specify the number of keys to be ordered with this lock - keys to be ordered separately

Detention Slam Lock Installed with Security Lock (DSP-5017) ▶

Right-handed, factory-installed with factory welded prep plate, primed & painted as an integral part of the door. Model 5017 is a medium security slam latch with a stainless steel latch bolt with 1" x 7/16" throw. Slam-locks automatically when door is closed. Lock is constructed with a single piece bronze alloy paracentric key cylinder, 5 tempered brass lever tumblers keyed one side in a high-tensile strength alloy steel case. All steel parts plated for corrosion-resistance. Dimensions: 1 1/4" x 4" x 2 3/4". Pinned torx bolts secure the lock to the door. Please specify the number of keys to be ordered with this lock - keys to be ordered separately.



Cylinder in Case

◀ Detention Deadlock Installed with Mogul Cylinder Lock (DDI-5010M)

The Airteq 5010M is a medium security deadbolt for use on access panels and cabinets. The deadbolt is made of hot rolled steel. It has a high-tensile strength alloy steel case. Dimensions 1-1/4" x 4-1/2" x 3" with a 5/8" bolt throw. The key cylinder is a 6pin mogul cylinder. Two keys are provided.



Mortise Cylinder Key



Paracentric Security Key



Mogul Cylinder Key

HEADQUARTERS :9702 NEWTON AV S, BLOOMINGTON, MN 55431 PH: 800-554-6077 EMAIL: SALES@ACTIVARCPG.COM WWW.ACTIVARCPG.COM
 MANUFACTURING: BLOOMINGTON MN & COMMERCE, CA © ACTIVAR CONSTRUCTION PRODUCTS GROUP, INC. 2022
 ACPG WAREHOUSES: SEE WEBSITE FOR LOCATIONS 9/29/2022

