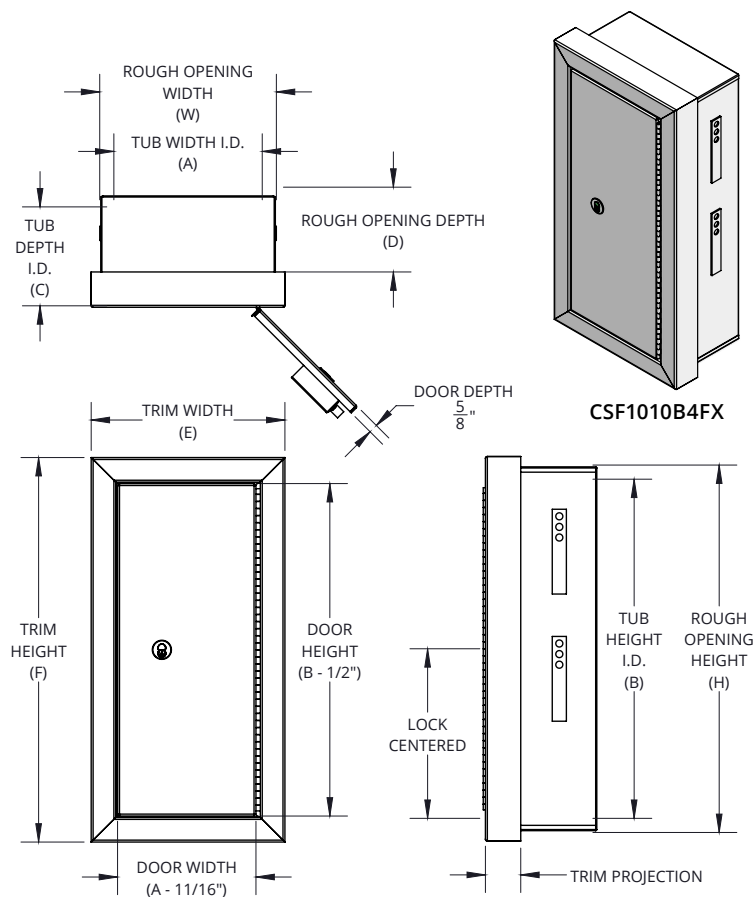


FIRE PROTECTION CABINET - SPECIALTY: SECURITY SERIES FIRE-FX™ SERIES - Steel

As a leader in the industry, JL Industries offers security and detention cabinets for fire extinguishers, fire hoses or fire department valves to meet security requirements. Available with a wide variety of lock options, this cabinet will meet your project needs.



SPECIFICATIONS:

Tub Material: 12 gauge cold rolled steel (CRS) with masonry anchors

Trim Material: 12 gauge cold rolled steel (CRS), full recessed 1/8" square flat, semi-recessed 2-1/2" square trim, surface mount square trim

Door Material & Style: 20 gauge cold rolled steel; solid door with security prep or lock installed

Insulation: Foil-faced mineral wool

Hinge: Continuous hinge, 12 gauge cold rolled steel, powder coat white, opens to 135°

Lock: Lock option, see page 3

Insulation: An inner tub of the same material and finish as the frame surrounded by fire-resistant material

Finish: White powder coat

ADA Compliance: Cabinet cannot protrude more than 4" and the handle cannot be mounted more than 48" above finished floor. Surface-mount does not comply with ADA.

FIRE-RATINGS:

Fire Rating: Intertek Warnock Hersey listed and labeled up to 2 hours in accordance with ASME E814 and CAN/ULC-S115

OPTIONS:

Lock Preps: Mortise cam, mortise deadbolt, detention deadbolt, detention deadbolt Mogul, detention slam, detention slam Mogul

Finish: Red, black, other powder coat colors

Lettering: Silkscreen, engraving

ADDITIONAL ACCESSORIES (sold separately)

Die cuts, decals, plastic signs

See supplemental submittals for more information on various options and accessories.

Interpretation of fire and building codes may vary. Consult with the local authority having jurisdiction (AHJ) to determine appropriate standards.



JL INDUSTRIES

Distributor:		Project:	
Contractor:		Approved By:	
Date:		Architect:	
Scale: N/A		Item#:	

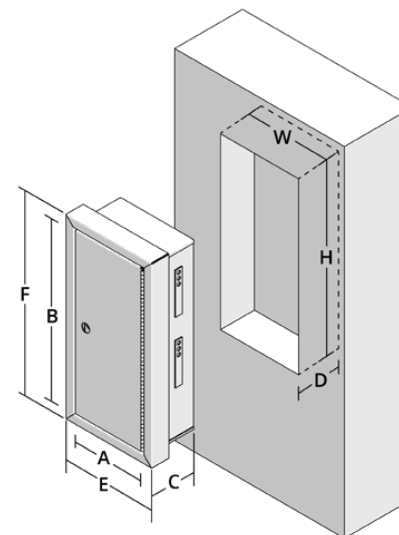
Page 1 of 3

FIRE PROTECTION CABINET - SPECIALTY: SECURITY SERIES FIRE-FX™ SERIES - Steel

QTY	MODEL & TRIM		ADA	TUB I. D.			TRIM O. D.		WALL ROUGH OPENING*			WT	COMPATIBLE FIRE EXTINGUISHERS
	MODEL	TRIM PROJECTION	≤4"	WIDTH (A)	HEIGHT (B)	DEPTH (C)	WIDTH (E)	HEIGHT (F)	WIDTH (W)	HEIGHT (H)	DEPTH (D)	LBS	
FIRE EXTINGUISHER CABINET													
	CSF1015	full recessed 1/8" flat square	✓	10-½"	24"	7"	13-½"	27"	12-½"	26-½"	8"	41	Cosmic, Galaxy 2.5 - 10 lb Mercury 2.5 - 5 lb, Sentinel 5 lb
	CSF1010	semi-recessed 2-½" square	✓	10-½"	24"	7"	13-½"	27"	12-½"	26-½"	5-½"	45	
	CSF2015	full recessed 1/8" flat square	✓	12"	27"	8-½"	15"	30"	14"	29-½"	10"	54	Any Cosmic/Galaxy, Mercury, Saturn 15, Sentinel 5 lb
	CSF2010	semi-recessed 2-½" square	✓	12"	27"	8-½"	15"	30"	14"	29-½"	7-½"	56	
VALVE CABINET													
	CSF8515	full recessed 1/8" flat square	✓	18"	18"	8-½"	21"	21"	20"	20-½"	9-½"	53	1-½" or 2-½" Fire Department Valve
	CSF8510	semi-recessed 2-½" square	✓	18"	18"	8-½"	21"	21"	20"	20-½"	7"	54	
HOSE CABINET													
	CSF6515	full recessed 1/8" flat square	✓	32-¾"	34-¾"	8"	35-¾"	37-¾"	34-¾"	36-¾"	9"	132	1-½" or 2-½" Fire Department Valve, 100' hose rack unit
	CSF6510	semi-recessed 2-½" square	✓	32-¾"	34-¾"	8"	35-¾"	37-¾"	34-¾"	36-¾"	6-½"	157	

Fire-rated specific wall opening

*Confirm wall rough opening depth prior to ordering



TRIM STYLE & PROJECTION

RECESSED	SEMI-RECESSED
5	0
3/8" Flat Square	2-½" Square

FINISH OPTIONS

QTY	MODEL	DESCRIPTION	QTY	MODEL	DESCRIPTION
	(none)	White (Std.)		SS	Silkscreen
	BK	Black		EN	Engraving
	R	Red	LETTERING - OTHER (please specify) Refer to supplemental submittal		
	COLOR - OTHER (please specify) Refer to supplemental submittal			Other	
	Door/Trim/Tub				

Must be same finish color for door, trim, tub

LETTERING OPTIONS












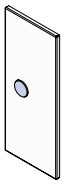
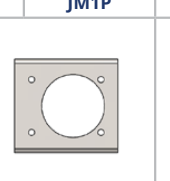
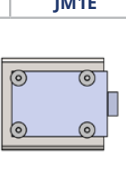



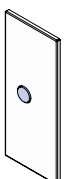


PLASTIC SIGNS (sold separately)

QTY	MODEL	DESCRIPTION
	22S	FE, 3D ANGLE, 4" x 12"
	23S	FE, 3D TENT, 4" x 18"
	24S	FE, 3D TENT, 5" x 6"
	25S	FE, FLUSH, 4" x 12"

LETTERING (sold separately)

QTY	MODEL	"FIRE EXTINGUISHER" DESCRIPTION
	LDCVRFE	DIE CUT, VERT, RED, 3/4" x 18"
	LDCVBFE	DIE CUT, VERT, BLACK, 3/4" x 18"
	LDVRFE	DECAL, VERT, RED, 3/4" x 18"
	LDCVRFE-ESM-A	DIE CUT, VERT, RED, (fits 81 tub), 3/4" x 14"
	LDCHRF-2	DIE CUT, HORZ, RED, 2" HIGH, 4-½" x 21"
	Other	

FIRE PROTECTION CABINET - SPECIALTY: SECURITY SERIES FIRE-FX™ SERIES - Steel

MORTISE CAM			
DOOR	PREPPED	INSTALLED	
	For Kaba Ilco 7205SC1	Kaba Ilco 7205SC1	Best Temp Green Core
	(no keys)	2 keys included	Keys sold separately
	M1	M2	M5
			
MORTISE DEADBOLT			
DOOR	PREPPED	INSTALLED	
	For Kaba Ilco 7205SC2	Kaba Ilco 7205SC2	Best Temp Green Core
	(no keys)	2 keys included	Keys sold separately
	B1	B2	B4
			
DETENTION SLAM			
DOOR	PREPPED	INSTALLED	
	For Airteq 5017	Airteq 5017	
	(no keys)	Keys sold separately	
	J1P	J1E	
			
DETENTION SLAM - MOGUL			
DOOR	PREPPED	INSTALLED	
	(no keys)	Keys sold separately	
	JM1P	JM1E	
			
DETENTION DEADBOLT			
DOOR	PREPPED	INSTALLED	
	For Airteq 5010	Airteq 5010	
	(no keys)	Keys sold separately	
	K1P	K1E	
			
DETENTION DEADBOLT - MOGUL			
DOOR	PREPPED	INSTALLED	
	For Airteq 5010M	Airteq 5010M	
	(no keys)	2 keys included	
	KM1P	KM1E	
			

Locks come standard as Left Hand operated. For Right Hand operation please contact Customer Service.

LOCK PARTS - SOLD SEPARATELY

QTY	LOCK TYPE	MODEL	DESCRIPTION	QTY	LOCK TYPE	MODEL	DESCRIPTION
MORTISE CAM/DEADBOLT				DETENTION SLAM			
	M2	06431	Kaba Ilco 7205SC1, 1-1/4" Dia x 1-1/4" long mortise cylinder with standard cam		J1E	DDI-5017	Airteq 5017 medium security, latchbolt 1" x 7/16" bolt throw
		06431-KEY	Key for 06431			DDK-5017	Key for DDI-5017 (sold separately)
	M2/M5	0646	Lock nut ring (req. for cylinders if supplied by others)		JM1E	DDI-5017M	Airteq 5017M, Mogul, medium security, stainless steel 1" x 7/16" bolt
	M5	08356	Best 1E74C4RP3626, 1-1/4" long mortise cylinder with C4 cam			DDK-5017M	Keys for DDI-5017M
	B2	06441	Kaba Ilco 7205SC2, 1-1/4" Dia x 1-1/4" long mortise cylinder with Adams Rite cam		DETENTION DEADBOLT		
		06441-KEY	Key for 06441		K1E	DDI-5010	Airteq 5010, zinc plated steel bolt 1-1/2" x 3/4" and 5/8" bolt throw
	B4	SL-1E74	Temporary green construction core, Best 1E74C181RP3626, 1-1/4" diameter x 1-1/4" long mortise cylinder with C181 Adam Rite cam			DDK-5010	Key for DDI-5010 (sold separately)
	M5/B4	040004	Key, Operation		KM1E	DDI-5010M	Airteq 5010M, Mogul zinc plated steel bolt 1- 1/2" x 1/2" and 5/8" throw
		040005	Key, Control to remove core			DDK-5010M	Keys for DDI-5010M
	Other	Specify:			Other	Specify:	