

## Access Panel - sheet metal

Touch latch - System B2

Sheet steel



### Description

The B2 is a universal, non-rated access door. A 20 ga / 1 mm galvanized steel, formed door provides strength and rigidity, and comes with two concealed touch latches. The door is fully detachable and suitable for left- or right-hand operation.

The 20 ga / 1 mm galvanized steel frame with a rounded profile flange provides a smooth transition to almost any installation surface. Four riveted wall anchors ensure a quick and safe installation for any non-rated wall or ceiling application.

### Capabilities

Universal, galvanized sheet metal access door can be mounted in non-rated walls and ceilings.



### Color

White powder coat finish

### Dimensions

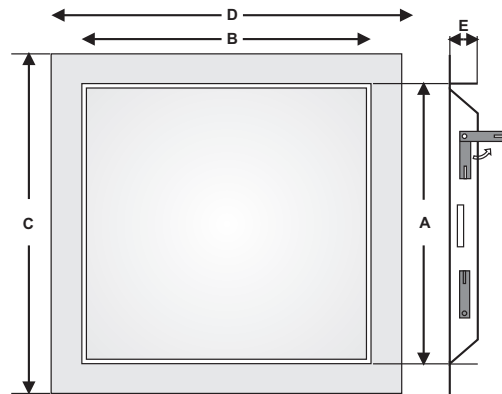
B2 metal panels with touch latch are available in the following standard sizes:

System B2 Code	Dimensions				
	A inch   mm	B inch   mm	C inch   mm	D inch   mm	E inch   mm
BSN150150W	6"   152	6"   152	7.28"   185	7.28"   185	1.25"   31.75
BSN200200W	8"   203	8"   203	9.25"   235	9.25"   235	1.25"   31.75
BSN250250W	10"   254	10"   254	11.22"   285	11.22"   285	1.25"   31.75
BSN300300W	12"   305	12"   305	13.19"   335	13.19"   335	1.25"   31.75
BSN400400W	16"   406	16"   406	17.13"   435	17.13"   435	1.25"   31.75
BSN500500W	20"   508	20"   508	21.06"   535	21.06"   535	1.25"   31.75
BSN600600W	24"   610	24"   610	25"   635	25"   635	1.25"   31.75

### Lock

**SN** Touch latch

Rough opening is door size + 3/8" (9 mm)



### Advantages of FF Systems Panels

- Fast delivery
- Economical solution
- Quick and easy installation
- Superior engineering and innovative design
- Fully removable door

**FF Systems**  
Access Panels